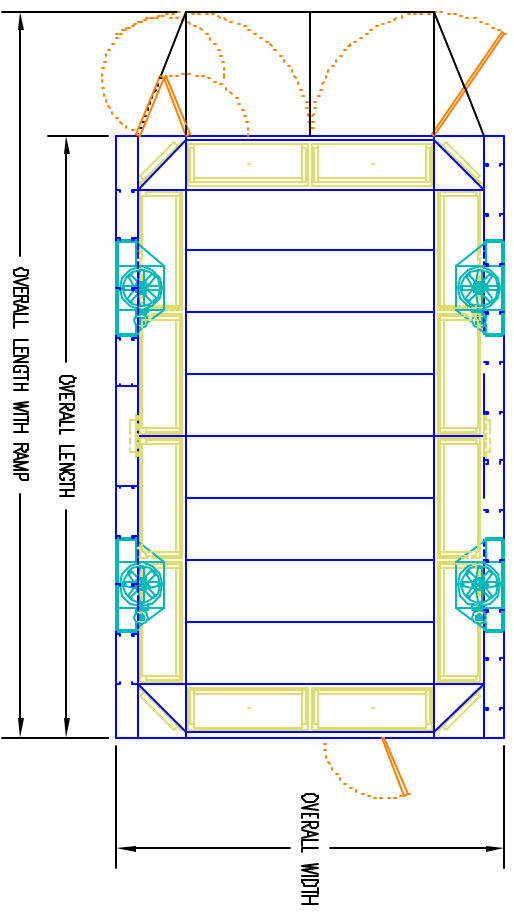


AFC QUADRAFT SPRAY BOOTH

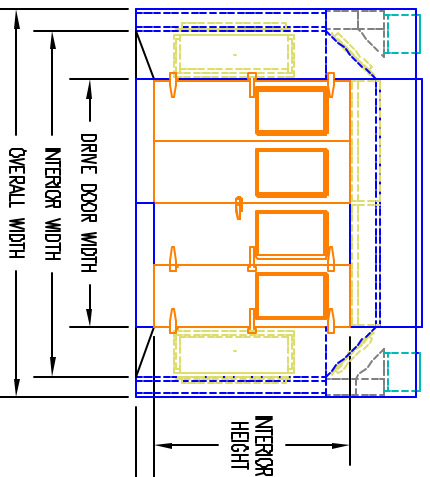
NOTE: BOOTH IS SHOWN WITHOUT AIR MAKE-UP SYSTEM AND EXHAUST DUCT BEYOND THE EXHAUST FANS DUE TO INDIVIDUAL BUILDING REQUIREMENTS. PLEASE REFER TO BOOTH BRIEF FOR SPECIFIC INFORMATION PERTAINING TO PARTICULAR BOOTH.

DIMENSIONS FOR STANDARD BOOTH

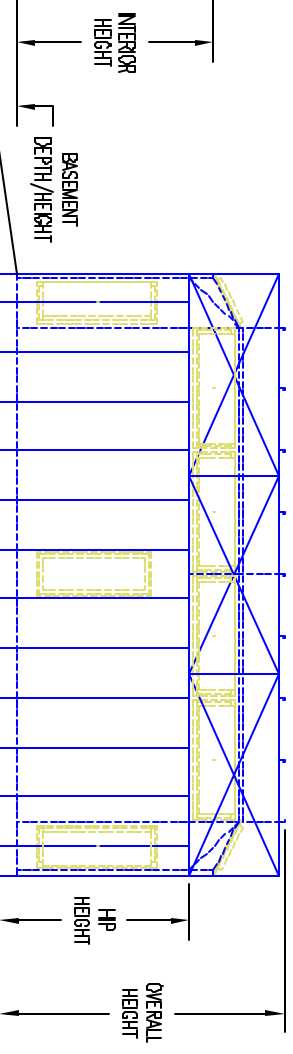
OVERALL: 15'8"^W x 11'6"^H x 24'4"^D
 INTERIOR: 14'0"^W x 9'0"^H x 24'0"^D
 DRIVE DOORS: 10'0"^W x 8'0"^H
 ACCESS DOORS: 1 - 2'6"^W x 8'0"^H
 1 - 3'0"^W x 7'0"^H



PLAN VIEW



FRONT ELEVATION



SIDE ELEVATION



AFC FINISHING SYSTEMS
 280 AIRPORT PKWY., ORANGE, CA 92666
 (949) 531-7144 (949) 535-0179 (FAX)

This drawing is the property of AFC Finishing Systems and is not to be used without the express consent of AFC Finishing Systems. All rights reserved.

| | | | | | |
|-----------|---------|----------|--------------------|--------|---|
| Drawn by: | JYT | Dwg No.: | QUADRAFT ELEVATION | Rev: | A |
| Date: | 2/12/04 | Scale: | 1" = 6'-0" | Sheet: | 1 |